

# ATLAS ITK LECCE

## Camera Pulita

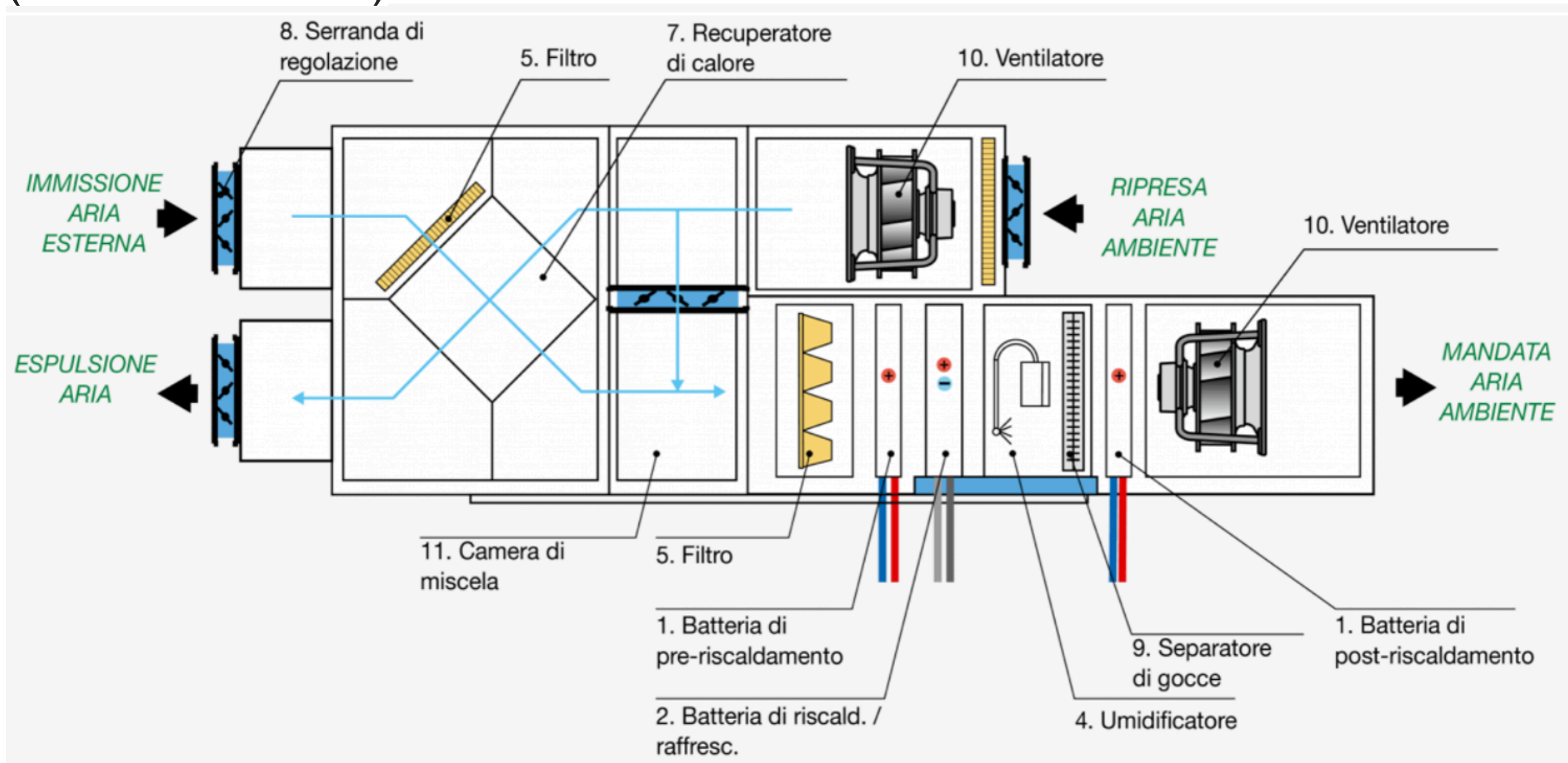
G. Chiodini  
INFN Lecce

29-Nov-2021

# Unità Trattamento Aria (UTA)

Macchine modulari trattamento aria primaria, da inviare nell'ambiente da climatizzare.

L'aria controllata come purezza (filtrazione) e termo-igrometricamente (T e RH costanti)




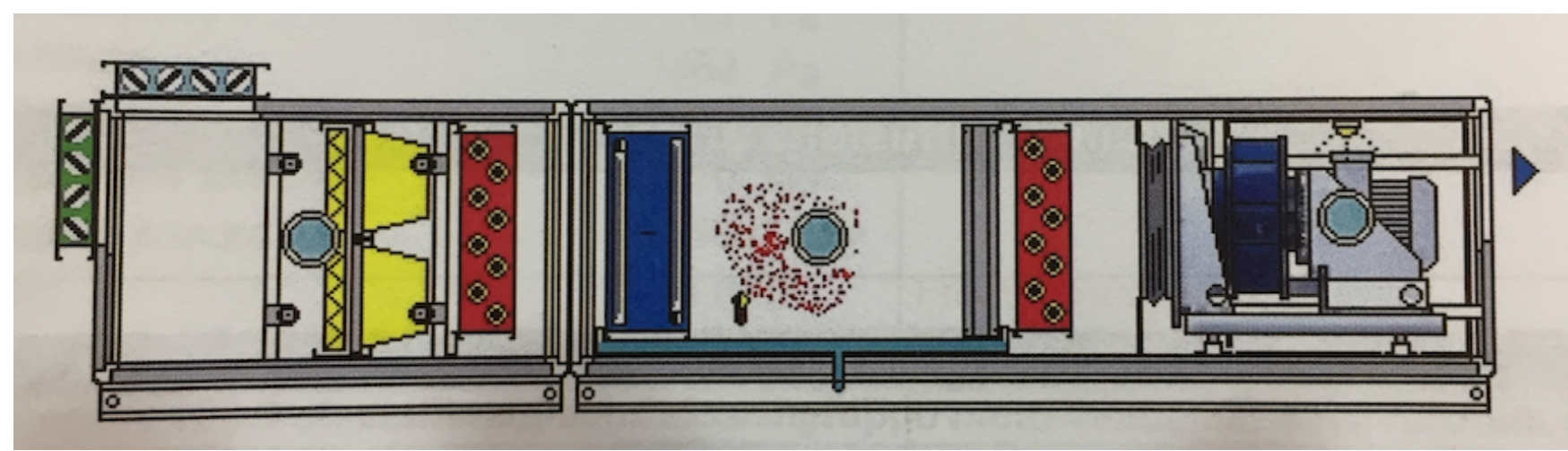
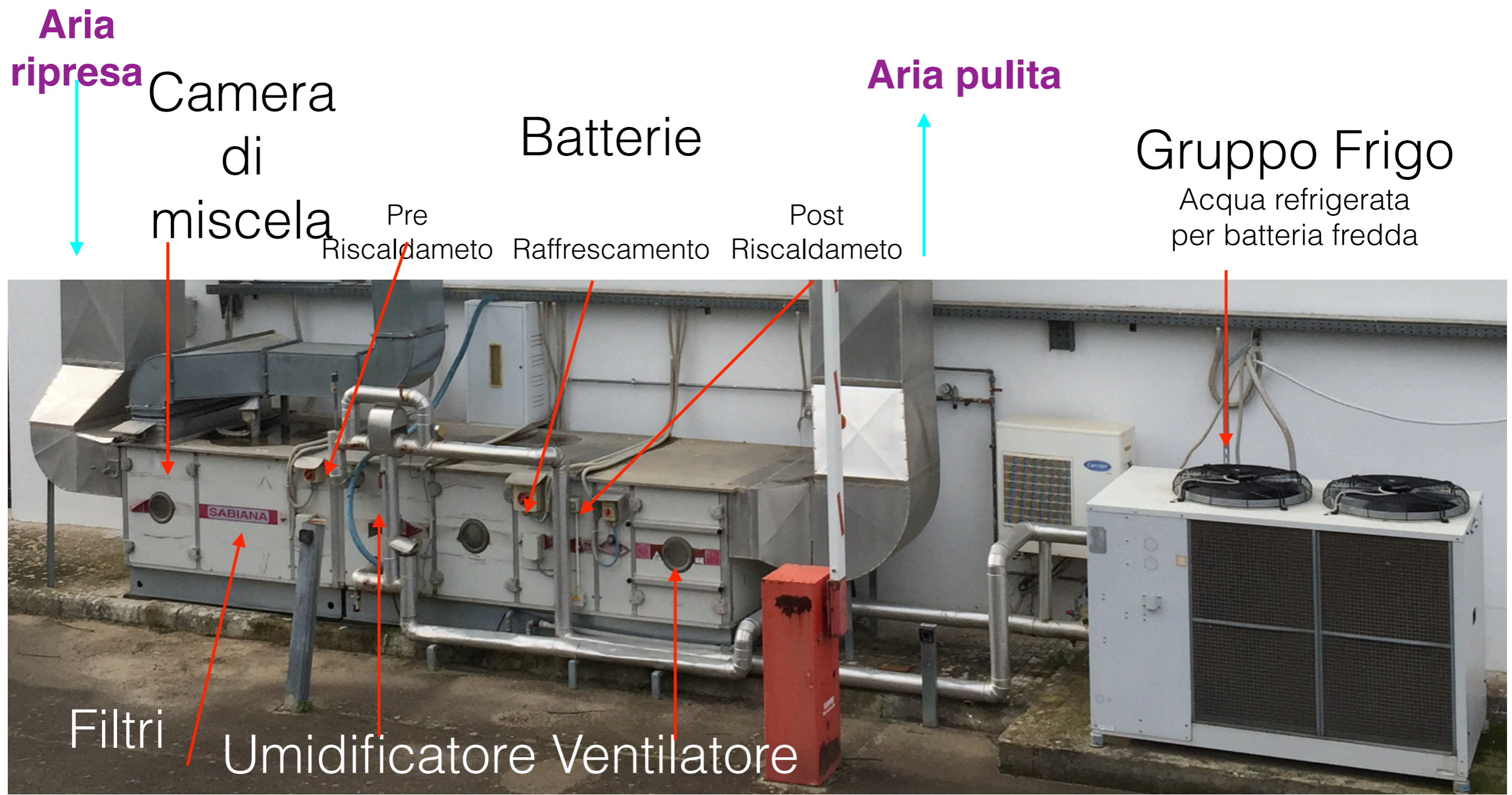
# UTA



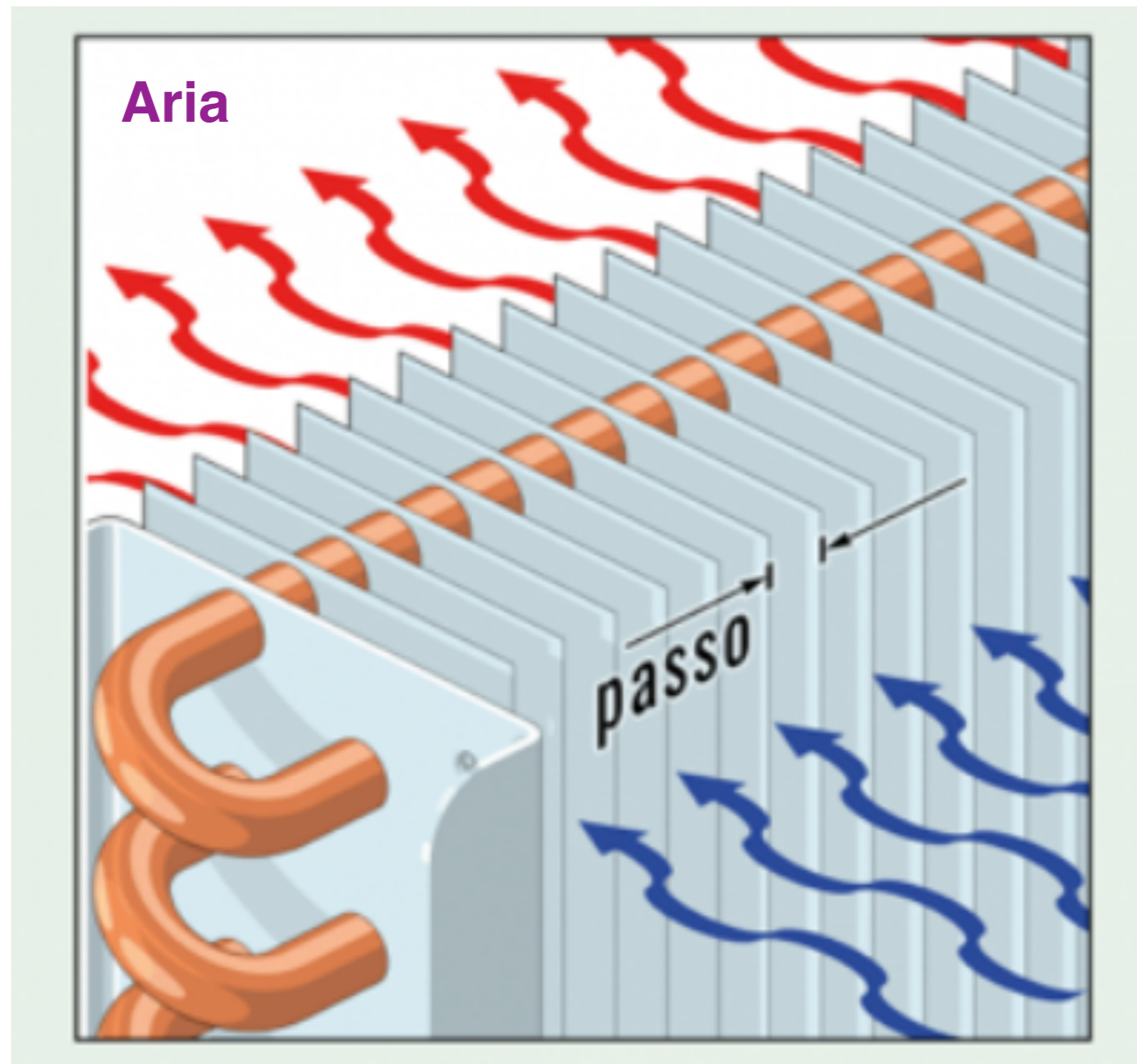
Inverter UTA

Aria  
Espulsa  
?





# Batterie Trattamento Aria




**Fluido  
termovettore=  
acqua calda o  
fredda**

**Aria**

# FILTRI HEPA (High Efficiency Particulate Air filter)



filtri HEPA sono utilizzati come filtri terminali per la filtrazione dell'aria








# Inverter UTA

Controllo  
ventilatore  
mandata aria



# Saracinesca aria nuova



# Filtri Aria

Avanti: Due filtri rettangolari di Tela lavabili

Dietro: Due filtri rettangolari di Carta usa e getta



Manicotto lavaggio filtri



# Filtro cilindrico deumidificatore



Filtro cilindrico.  
Complicato da  
sostituire perché ci  
vuole una certa pratica.



# Manometro 1

8.7 bar




# Termometri 1 e 2


12 C




12 C




# Termometri 3 e 4 e Manometri 2 e 3



12 C




20 C



8.3 bar



5.5 bar



# UPS camera pulita





# Acquisto filtri

1) Ditta: SAGICOFIM (sulla scatola)

2 filtri a tasche rigide 3 diedri 595x595x292

RPH-I 54

<https://www.sagicofim.com/prodotti/rp-i/>

2) Ditta: AAF (sulla scatola)

2 filtri a tasca rigida 3 tasche 287x592x292MM

F9 TO EN779, VARICEL VVXLE-11 122412

<https://www.aafintl.com/it-it/commercial/browse-products/commercial/box-filters/varicel-vxl>

nel sito mostra 4 tasche noi abbiamo filtri con 3 tasche  
sul filtro invece trovo scritto

Ditta: General Filter NTE9 NE91224

297x592x292

<https://www.generalfilter.com/prodotto/K2G3R8-IT-NTE6---NTE7---NTE8---NTE9->

in questo sito l'ho trovato uguale quindi con tre tasche.....

non so cosa hai tu nei tuoi record come ditta...

3) 5 filtri

B16-00453

Tipo: PFOS EFF.G4 592x592x48

<https://www.sagicofim.com/prodotti/pfo-e-s-h/>

4) 5 filtri come quelli nel punto 4 ma di dimensioni diverse.

Su questi non ho trovato nessuna numero o sigla solo le dimensioni sulla scatola

287x492x48


5) Ditta: STENAL

5 Cilindri BL 3PH 10-15KH/H mod.D

BLOT3D00H2

<https://negozi.stenal.it/ricambi-per-generatore-di-vapore-del-bagno-turco/78-cilindro-modello-bl0t3d00h2.html>

# Filtri aria



- 1) Filtro a tasche rigide 3 diedri 595x595x292 mm<sup>3</sup>
- 2) Filtro a tasche rigida 4 tasche 287x592x292 mm<sup>3</sup>
- 3) Filtro 592x592x48
- 4) Filtro 287x492x48

# Inventario Filtri

Filtro	Scorte	Sostituzione
A tasche grande	4	16-12-2021
A tasche piccolo	5	16-12-2021
Sottile grande	3	16-12-2021
Sottile piccolo	3	16-12-2021
Cilindrico	1	

# Controllo remoto

- Rete a Lecce o con VPN
- Link 192.84.152.208
- Browser: googlechrome
- User: Administrator
- PW: xxxxxxxx

# Controllo grafico (solo googlechrome)

SIEMENS AS02 19:48 15.12.2021 Administrator

Operation | Default Site | S25'AS01 | Automation station view | Clean Room I

## UTA CAMERA BIANCA

**AMBIENTE**

ΔP: -1 Pa

T: 21.9 °C

H: 42 %RH

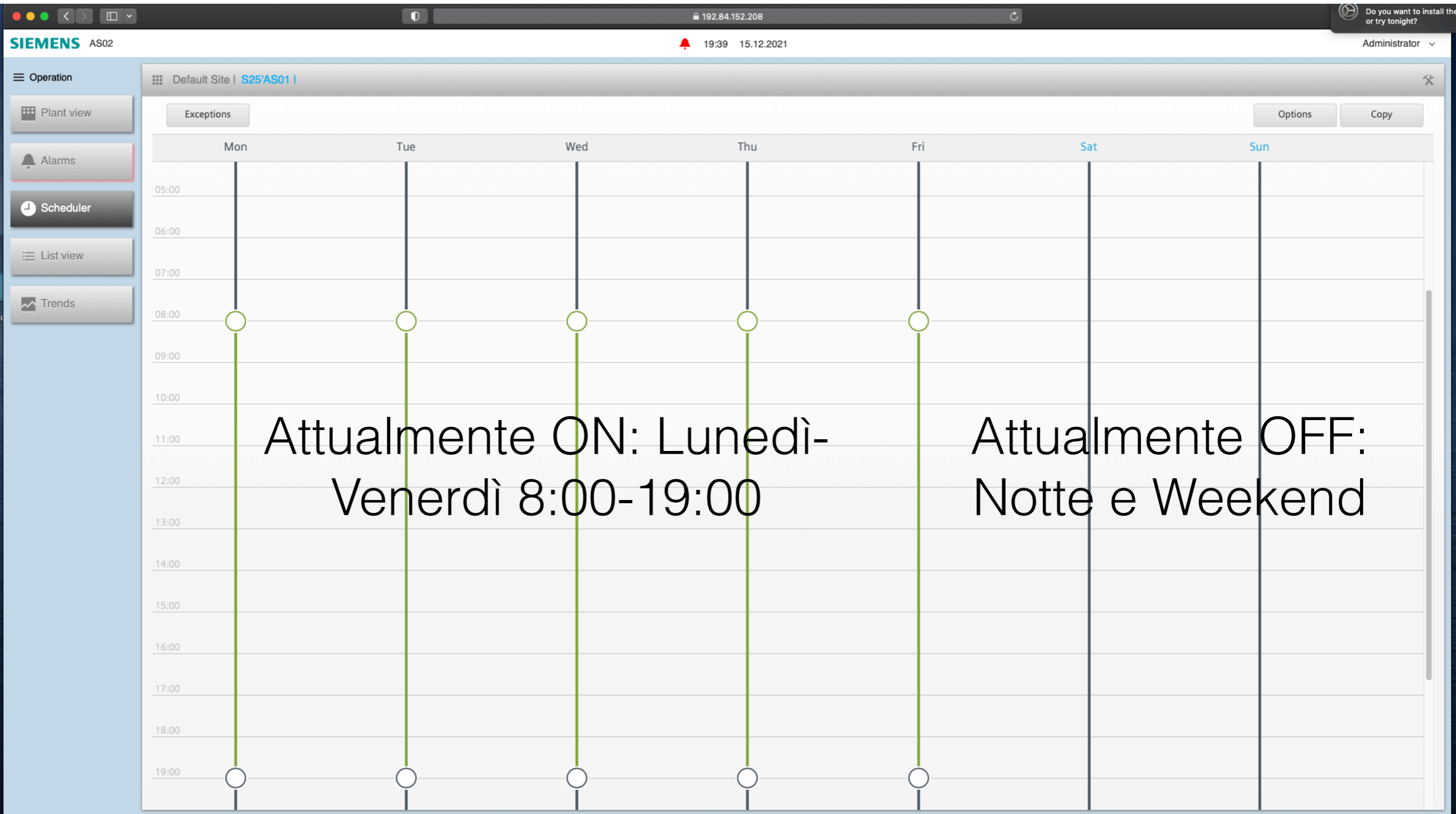
ACCENSIONE	REG.TEMPERATURA	REG.UMIDITA'	SETPOINT INVERTER
COMANDO MANUALE	SETPOINT EFFETTIVO	SETPOINT EFFETTIVO HIGH	SET INVERTER
Autom.	22.0 °C	52.5 %RH	60.0
	RITARATURA OPERATORE	SETPOINT EFFETTIVO LOW	<b>SETPOINT SERR. ARIA EST.</b>
	0.0 °C	47.5 %RH	SETPOINT MANUALE SERRANDA
		47.5 %RH	60.0
		RITARATURA OPERATORE	
		0.0 %RH	

A.I.R TECH S.R.L.  
ASSISTENZA IMPIANTI  
REFRIGERANTI

# Controllo non grafico (tutti i browser)

The screenshot displays the Siemens AS02 control interface. At the top left, the 'SIEMENS AS02' logo is visible. The top right shows the user 'Administrator' and the time '19:52' on '15.12.2021'. The main navigation pane on the left includes 'Operation', 'Plant view', 'Alarms', 'Scheduler', 'List view', and 'Trends'. The 'Alarms' menu item is highlighted with a red border. The main content area shows a breadcrumb path: 'Default Site | S25'AS01 | Automation station view | Clean Room I'. Below this, a list of control elements is shown: 'Avviamento Impianto', 'Filtri', 'Gruppo Frigo', 'Regolazione', and 'Sensori aria'. Each item has a right-pointing arrow. The main data area is currently empty, displaying the text '— Data points —' and '— NO DATA —'.

# Schedula accensione/spegnimento



# Allarmi

Operation

Plant view

Alarms

Scheduler

List view

Trends

Default Site | S25'AS01 | Automation station view | Clean Room |

Avviamento Impianto

Filtri

Gruppo Frigo

Regolazione

Sensori aria

— Alarms —

Tiles List History

Search...

STATUS	DATE/TIME ↑	NAME	SOURCE	STATE	PRIORITY	MESSAGE	DATE/TIME OF ACK.	ACKNOWLEDGED BY
--------	-------------	------	--------	-------	----------	---------	-------------------	-----------------

0 of 0

No trends